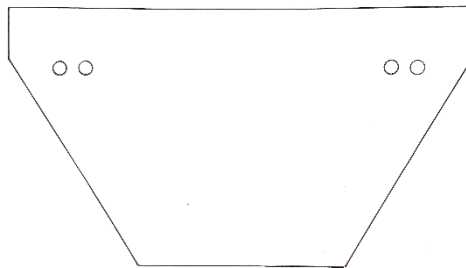


Assembly Instructions



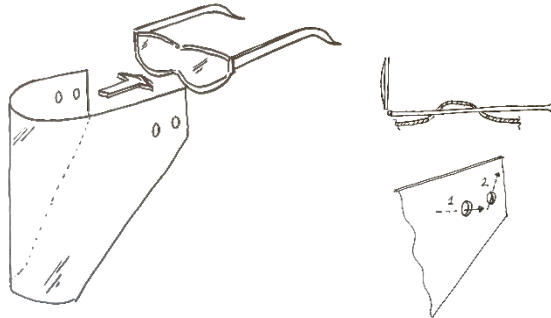
1. Take the sheet and your protection glasses.



2. Bend the sheet as indicated.

3. Start with putting one temple through the hole (1) weaving through hole (2) going inside.

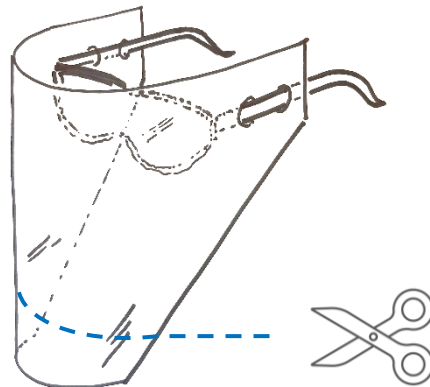
4. Repeat on the other side as well.



5. Cut to your desired length.

6. The Face Shield is ready to use.

advancedhealthcaresolutions.tech
derek@advancedhealthcaresolutions.tech
310.562.1694



These single-use disposable face shields are not tested for medical use and may not prevent the spread of infectious disease.